

अमरजीत सिन्हा
AMARJEET SINHA



सचिव
भारत सरकार
ग्रामीण विकास मंत्रालय
ग्रामीण विकास विभाग
कृषि भवन, नई दिल्ली-110001

SECRETARY
Government of India
Ministry of Rural Development
Department of Rural Development
Krishi Bhawan, New Delhi-110001
Tel.: 91-11-23382230, 23384467
Fax: 011-23382408
E-mail: secyrd@nic.in

D.O. No. K-11033/06/2016- Rurban

January 23, 2018

Dear Sharmendra,

The **Shyama Prasad Mukherji Rurban Mission** or the **National Rurban Mission (NRuM)** was launched by the Hon'ble Prime Minister on **February 21, 2016** with an **outlay of Rs. 5142.08 crores**. This is a unique programme, designed to deliver catalytic interventions to rural areas on the threshold of growth. **300 Rurban clusters** with thematic economic growth points, are being developed across the country under this Mission, with a funding support of upto 30% of the estimated investment for each Rurban cluster, given as Critical Gap Funding (CGF), while 70% of the funds is mobilized by the States through convergence with synergic State and Central programmes as well as private investment and institutional funding. Upon being re-classified as a Centrally Sponsored Scheme, the CGF is now shared between the Centre and the State in a ratio of 60:40 for Plain area States and 90:10 for Himalayan and NE States. The following points which reflect the progress of the Mission, is being highlighted for your understanding:

A. Progress of the Mission at the National Level

1. The Mission has progressed at a fast pace since the launch in 2016, with **Rs.957 crores of Central Share** of CGF, **Rs.387 crores as corresponding State share** and **Rs.88.20 crores of Administrative Funding**, released to 29 States and 4 Union Territories over the last two financial years.
2. Till date, of the mandated 300 clusters, 276 clusters have been identified and approved across the country. Further, through intense engagements with the States, **151 Integrated Cluster Action Plans (ICAPs)**, which are the blue prints of investment for each cluster, have been approved for **29 States and one UT of Dadra & Nagar Haveli**.
3. **Rs.15,630 crores of investment** has been estimated in the first 151 ICAPs, to be met by the funds mobilized through Convergence as well as the Central and State share of CGF. Of the total investment proposed, nearly **78% is targeted towards saturation of Economic and Basic Amenities**. Various Thematic Areas have been identified for saturation of **Economic Amenities**, such as **Agri Services and Processing**, followed by **Skill development to promote Small and Medium Scale Enterprises and Tourism**.
4. The works in the clusters in the areas identified are ongoing and nearly **Rs.1500 crores of expenditure** has been incurred on the ground till date. In this, the State of **Chhattisgarh** is leading with the largest expenditure incurred on the ground in the Rurban clusters, followed by Kerala, Tamil Nadu and Andhra Pradesh.

Contd....2/

B. Progress of the Mission in Goa and interventions requested


1. The State of Goa has been allocated 2 clusters under the Mission over 2 Phases. The Integrated Cluster Action Plan (ICAPs) for Phase 1 has been submitted by the State and approved by the Ministry and Rs. 5.40 crores has been released to the State under this Mission as Central share, apart from Rs. 35.0 lacs towards administrative funding for Phase 1. (Please refer to Annexure for Status Sheet for Goa under NRuM for details of the clusters and the work done so far).
2. Further works and submissions under Phase 1 & 2 are lagging in the State. Following key issues are being brought to your notice for your intervention:
 - a) Against the Rs. 5.40 crores released to the State under Phase 1, the corresponding State share of Rs 3.60 crores is yet to be released by the State.
 - b) Works are yet to begin on ground under Phase 1 and the utilization of Critical Gap Funds is yet to commence.
 - c) The DPR for Phase-1 is yet to be submitted, this needs to be approved by the SLEC after which works should commence at the earliest, so that Ministry can release the second installment, upon successful utilization of 60% of the CGF released to the cluster so far.
 - d) The cluster allocated under Phase 2 is yet to be identified by the State and submitted to the Ministry. A letter was sent on 16 Nov. 2017 with a reminder for submission of clusters under Phase 2, however a response is still awaited on the same. (Letter enclosed)
 - e) The Phase 2 cluster duly approved by SLEC, needs to be submitted at the earliest to the Ministry, which otherwise would be reallocated to another State incase non-submission by March 31, 2018.

The Mission, if implemented well as per the tenets of the framework, will see almost Rs. 100 crores of investment only under Phase 1 cluster and an additional Rs. 100 crores when Phase 2 cluster is identified and taken up. This will also result in a Rurban cluster in both South and North Goa, which would be thematic centers of economic growth, ODF, Zero Waste, saturated with LPG connections and with skilled manpower.

Hence, your timely intervention for the requisite submissions as summarized in 2 (a) to (e) in B above, would ensure success of the Mission and the intended outcomes in your State, at the earliest.

With best wishes,

Yours sincerely,


(Amarjeet Sinha)

28/1/18

Encl: As above

Shri Dharmendra Sharma,
Chief Secretary,
Government of Goa,
Panaji - 403 001.
[Goa]

Annexure- STATUS NOTE- GOA

A. Physical Progress

I. CLUSTER DETAILS

Under National Rurban Mission (NRuM), the state of Goa has been allocated 1 cluster under Phase 1 and 1 cluster under Phase 2.

The approved cluster details are as follows:

| Phase | Cluster Name | Sub District | District | Category (Tribal/ Non Tribal) |
|-------|--------------|--------------|-----------|-------------------------------|
| I | Xeldem | Quepem | South Goa | Non- Tribal |

II. DETAILS OF PROGRESS

Phase I

ICAP Preparation is done. The details of Investment, Convergence & CGF approved is given below:

| | Name of the Cluster | Investment Estimated | CGF Projected by State | CGF Eligible | Resources mobilized through Convergence |
|---|---------------------|----------------------|------------------------|--------------|---|
| | | | | | <i>(Rs. in crores)</i> |
| 1 | Xeldem | 100.20 | 30.00 | 30.00 | 70.20 |
| | TOTAL | 100.20 | 30.00 | 30.00 | 70.20 |

- DPR preparation is under progress.
- Planning Notification: State of Goa has statutory land use maps for each GP. Hence there is no need for a separate cluster notification.
- State Institutional Framework is not yet set up.

Phase II

State has not yet identified cluster under Phase II of NRuM.

B. Financial Progress

I. FUNDS RELEASED UNDER PHASE I

Under Phase I, the total fund released to the State of Goa is Rs. 5.75 Crore. This is towards first instalment of CGF and administrative funds.

| | Cluster | Admin. Fund | 1st Instalment | 2nd Instalment | State Share |
|---|----------------|--------------------|-----------------------|-----------------------|--------------------|
| 1 | Xeldem | 0.35 | 5.40 | - | Not released yet |
| | Total | 0.35 | 5.40 | - | |

II. FUNDS RELEASED UNDER PHASE II

The cluster is not yet identified by the state.

TOTAL FUND RELEASED TO GOA UNDER THREE PHASES OF NRRM TILL DATE (Amount in Rs. Crore)

| PHASE-1 | | | | PHASE-2 | | | | Total Fund Released |
|----------|----------------------|----------------------|---------------------|----------|----------------------|----------------------|---------------------|---------------------|
| Adm Fund | 1 st Inst | 2 nd Inst | Total Fund released | Adm Fund | 1 st Inst | 2 nd Inst | Total Fund released | |
| 0.35 | 5.40 | 0.00 | 5.75 | 0.00 | 0.00 | 0.00 | 0.00 | 5.75 |

BALANCE STATE SHARE TO BE RELEASED BY THE STATE OF GOA TILL DATE

| State Share eligible and released by states (Rs. in Cr) | | | | | | | |
|---|--|--|------------------------------------|--|--|------------------------------------|--|
| Name of the State | State matching share to be released by the State | State matching share released by the state till date | Balance State Share to be released | State matching share to be released by the State | State matching share released by the state till date | Balance State Share to be released | Total State Share to be released under Phase 1 & 2 |
| | | | | | | | |
| 1 Goa | 3.60 | 0.00 | 3.60 | 0.00 | 0.00 | 0.00 | 3.60 |

अमरजीत सिन्हा
AMARJEET SINHA



सचिव
भारत सरकार
ग्रामीण विकास मंत्रालय
ग्रामीण विकास विभाग
कृषि भवन, नई दिल्ली-110001

SECRETARY
Government of India
Ministry of Rural Development
Department of Rural Development
Krishi Bhawan, New Delhi-110001
Tel.: 91-11-23382230, 23384467
Fax: 011-23382408
E-mail: secyrd@nic.in, 2018

D.O. No. K-11033/06/2016-Rurban

Dear Insdeep,

The Shyama Prasad Mukherji Rurban Mission or the National Rurban Mission (NRuM) was launched by the Hon'ble Prime Minister on February 21, 2016 with an outlay of Rs.5142.08 crores. This is a unique programme, designed to deliver catalytic interventions to rural areas on the threshold of growth. 300 Rurban clusters with thematic economic growth points, are being developed across the country under this Mission, with a funding support of upto 30% of the estimated investment for each Rurban cluster, given as Critical Gap Funding (CGF), while 70% of the funds is mobilized by the States through convergence with synergic State and Central programmes as well as private investment and institutional funding. Upon being re-classified as a Centrally Sponsored Scheme, the CGF is now shared between the Centre and the State in a ratio of 60:40 for Plain area States and 90:10 for Himalayan and NE States. The following points which reflect the progress of the Mission, is being highlighted for your understanding:

A. Progress of the Mission at the National Level

1. The Mission has progressed at a fast pace since the launch in 2016, with Rs.957 crores of Central Share of CGF, Rs.387 crores as corresponding State share and Rs.88.20 crores of Administrative Funding, released to 29 States and 4 Union Territories over the last two financial years.
2. Till date, of the mandated 300 clusters, 276 clusters have been identified and approved across the country. Further, through intense engagements with the States, 151 Integrated Cluster Action Plans (ICAPs), which are the blue prints of investment for each cluster, have been approved for 29 States and one UT of Dadra & Nagar Haveli.
3. Rs.15,630 crores of investment has been estimated in the first 151 ICAPs, to be met by the funds mobilized through Convergence as well as the Central and State share of CGF. Of the total investment proposed, nearly 78% is targeted towards saturation of Economic and Basic Amenities. Various Thematic Areas have been identified for saturation of Economic Amenities, such as Agri Services and Processing, followed by Skill development to promote Small and Medium Scale Enterprises and Tourism.
4. The works in the clusters in the areas identified are ongoing and nearly Rs.1500 crores of expenditure has been incurred on the ground till date. In this, the State of Chhattisgarh is leading with the largest expenditure incurred on the ground in the Rurban clusters, followed by Kerala, Tamil Nadu and Andhra Pradesh.

Contd.....2/

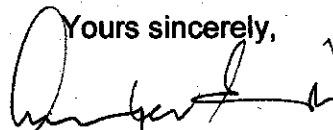
B. Progress of the Mission in Gujarat and interventions requested

1. The State of Gujarat has been allocated 16 clusters under all three Phases of the Mission. The Integrated Cluster Action Plans (ICAPs) for Phase 1 and Phase 2 have been submitted by the State and approved by the Ministry and Rs.34.19 crores, have been released to the State under this Mission as Central Share apart from administrative funding of Rs.3.15 crores, for Phase 1 and 2 clusters. (Please refer to Annexure for Status Sheet for Gujarat under NRuM for details of the clusters and the work done so far).
2. Gujarat has been doing good work under this Mission as per the tenets of the framework of implementation. However, further works and submissions under Phase 1, 2 & 3, need to be expedited in the State, and the following issues are being brought to your notice for your intervention:
 - a) Against the Rs.34.19 crores released to the State under Phase 1 and Phase 2, the balance State share of Rs.11.99 crores is yet to be released by the State.
 - b) The DPRs for Phase-1 and Phase-2 are yet to be submitted, these need to be approved by the SLEC after which works should commence at the earliest, so that Ministry can release the second installment, upon successful utilization of 60% of the CGF released to the cluster so far.
 - c) Works under Phase 1 and the utilization of Critical Gap Funds needs to be expedited.
 - d) Further, the release of funds from the relevant departments for the convergence amounts projected to meet the total investment in the clusters needs to be expedited.
 - e) The Phase 3 clusters details duly approved by SLEC, need to be submitted at the earliest to the Ministry.

The Mission, if implemented well as per the tenets of the framework, will see almost Rs.370 crores of investment only under Phase 1 clusters and an additional Rs.870 crores when Phases 2 & 3 are taken up. This will also result in 16 Rurban clusters, which would be centers of economic growth across the State in rural areas, covering more than 100 GPs, which would be ODF, Skilled, saturated with LPG connections and Zero Waste.

Hence, your timely intervention for the requisite submissions as summarized in 2(a) to (e) in B above, would ensure success of the Mission and the intended outcomes in your State, at the earliest.

With best wishes,

Yours sincerely,

(Amarjeet Sinha)

23/11/18

Encl: As above.

Dr. J. N. Singh,
Chief Secretary,
Government of Gujarat,
Gandhinagar – 382 020.
[Gujarat]

Annexure - STATUS NOTE- Gujarat

A. Physical Progress

I. CLUSTER DETAILS

Under National Rurban Mission (NRuM), the state of Gujarat has been allocated 4 clusters under Phase 1; 5 clusters under Phase 2 and 7 clusters under Phase 3. The approved cluster details are as follows:

| Phase | Cluster Name | Sub District | District | Category (Tribal/Non Tribal) |
|-------|--------------|----------------|------------------|---------------------------------|
| I | Vadinar | Jam Khambaliya | Dev Bhumi Dwarka | Non- Tribal |
| | Ravapara | Morbi | Morbi | Non- Tribal |
| | Shamlaji | Bhiloda | Arvalli | Tribal |
| | Ambaji | Danta | Banaskantha | Tribal |
| II | Sanjan | Umernagar | Valsad | Tribal |
| | Mora | Morva(H) | Panchmahal | Tribal |
| | Umarpada | Umarpada | Surat | Tribal |
| | Bechraji | Bechraji | Mehsana | Non- Tribal |
| | Tikar | Halvad | Morbi | Non- Tribal |

II. DETAILS OF PROGRESS

Phase I

ICAP Preparation is done and approved. The details of Investment, Convergence & CGF projected is given below

| S.no | Name of the Cluster | Investment Estimated | CGF Eligible | Rs. in crores Convergence Funds Required |
|------|---------------------|----------------------|--------------|---|
| 1 | Vadinar | 122.74 | 30.00 | 92.74 |
| 2 | Ravapara | 122.03 | 30.00 | 92.03 |
| 3 | Shamlaji (T) | 58.28 | 15.00 | 43.28 |
| 4 | Ambaji (T) | 67.66 | 15.00 | 52.66 |
| | Total | 370.71 | 90.00 | 280.71 |

Phase II

ICAP Preparation is done and approved. The details of Investment, Convergence & CGF projected is given below:

| S.no | Name of the Cluster | Investment Estimated | CGF Eligible | Rs. in crores Convergence Funds Required |
|------|---------------------|----------------------|--------------|---|
| 1 | Sanjan (T) | 57.06 | 15.00 | 42.06 |
| 2 | Mora (T) | 83.33 | 15.00 | 68.33 |
| 3 | Umarpada (T) | 50.00 | 15.00 | 35.00 |
| 4 | Bechraji | 102.83 | 30.00 | 72.83 |
| 5 | Tikar | 83.19 | 24.96 | 58.23 |
| | Total | 376.41 | 99.96 | 276.45 |

B. Financial Progress

I. FUNDS RELEASED UNDER PHASE I

Under Phase I, the total fund released to the State of Gujarat is Rs.17.60 crores. This is towards first installment of CGF and administrative funds.

Rs. in crores

| S.no | Cluster | Admin. Fund | CGF-1 | CGF-2 | State Share* |
|------|--------------|-------------|--------------|----------|--------------|
| 1 | Vadinar | 0.35 | 5.40 | - | 10.80 |
| 2 | Ravapara | 0.35 | 5.40 | - | |
| 3 | Shamlaji (T) | 0.35 | 2.70 | - | |
| 4 | Ambaji (T) | 0.35 | 2.70 | - | |
| | Total | 1.40 | 16.20 | - | |

II. FUNDS RELEASED UNDER PHASE II

Under Phase II, the total fund released to the State of Gujarat is Rs. 19.74 crore, towards first installment of CGF and administrative funds.

(Rs. in crores)

| S.no | Cluster | Admin. Fund | 1 st Instalment | 2 nd Instalment | State Share* |
|------|--------------|-------------|----------------------------|----------------------------|--------------|
| 1 | Sanjan (T) | 0.35 | 2.70 | - | - |
| 2 | Mora (T) | 0.35 | 2.70 | - | |
| 3 | Umarpada (T) | 0.35 | 2.70 | - | |
| 4 | Bechraji | 0.35 | 5.40 | - | |
| 5 | Tikar | 0.35 | 4.49 | - | |
| | Total | 1.75 | 17.99 | - | |

III. FUNDS RELEASED UNDER PHASE III

Under Phase III, Clusters names, duly approved by SLEC are yet to be submitted by the State.

TOTAL FUND RELEASED TO GUJARAT UNDER THREE PHASES OF NNUM TILL DATE

(Rs. in crores)

| Admin Fund | Phase 1 | | | Phase 2 | | | Phase 3 | | | Total Fund Released | | |
|------------|----------|----------|-------|------------|----------|----------|---------|----------|----------|---------------------|----------|-------|
| | 1st Inst | 2nd Inst | Total | Admin Fund | 1st Inst | 2nd Inst | Total | Adm Fund | 1st Inst | | 2nd Inst | Total |
| | 1.40 | 16.20 | 0.00 | 17.60 | 1.75 | 17.99 | 0.00 | 19.74 | 0.00 | | 0.00 | 0.00 |

BALANCE STATE SHARE TO BE RELEASED BY GUJARAT TILL DATE

State Share eligible and released by states (Rs. in Cr.)

| State matching share to be released by the State | Phase 1 | | Phase 2 | | Total State Share to be released under Phase 2 |
|--|--|------------------------------------|--|------------------------------------|--|
| | State matching share released by the state | Balance State Share to be released | State matching share to be released by the state | Balance State Share to be released | |
| 10.80 | 10.80 | 0.00 | 11.99 | 11.99 | 11.99 |

अमरजीत सिन्हा
AMARJEET SINHA



सचिव
भारत सरकार
ग्रामीण विकास मंत्रालय
ग्रामीण विकास विभाग
कृषि भवन, नई दिल्ली-110001

SECRETARY
Government of India
Ministry of Rural Development
Department of Rural Development
Krishi Bhawan, New Delhi-110001
Tel.: 91-11-23382230, 23384467
Fax: 011-23382408
E-mail: secyrd@nic.in
January 23, 2018

D.O. No. K-11033/06/2016-Rurban

Dear Sumit Mullick

The **Shyama Prasad Mukherji Rurban Mission** or the **National Rurban Mission (NRuM)** was launched by the Hon'ble Prime Minister on **February 21, 2016** with an outlay of **Rs. 5142.08 crores**. This is a unique programme, designed to deliver catalytic interventions to rural areas on the threshold of growth. **300 Rurban clusters** with thematic economic growth points, are being developed across the country under this Mission, with a funding support of upto 30% of the estimated investment for each Rurban cluster, given as Critical Gap Funding (CGF), while 70% of the funds is mobilized by the States through convergence with synergic State and Central programmes as well as private investment and institutional funding. Upon being re-classified as a Centrally Sponsored Scheme, the CGF is now shared between the Centre and the State in a ratio of 60:40 for Plain area States and 90:10 for Himalayan and NE States. The following points which reflect the progress of the Mission, is being highlighted for your understanding:

A. Progress of the Mission at the National Level

1. The Mission has progressed at a fast pace since the launch in 2016, with **Rs.957 crores of Central Share of CGF, Rs.387 crores as corresponding State share and Rs.88.20 crores of Administrative Funding**, released to 29 States and 4 Union Territories over the last two financial years.
2. Till date, of the mandated 300 clusters, 276 clusters have been identified and approved across the country. Further, through intense engagements with the States, **151 Integrated Cluster Action Plans (ICAPs)**, which are the blue prints of investment for each cluster, have been approved for **29 States and one UT of Dadra & Nagar Haveli**.
3. **Rs.15,630 crores of investment has been estimated in the first 151 ICAPs**, to be met by the funds mobilized through Convergence as well as the Central and State share of CGF. Of the total investment proposed, nearly **78% is targeted towards saturation of Economic and Basic Amenities**. Various Thematic Areas have been identified for saturation of **Economic Amenities**, such as **Agri Services and Processing**, followed by **Skill development to promote Small and Medium Scale Enterprises and Tourism**.
4. The works in the clusters in the areas identified are ongoing and nearly **Rs.1500 crores of expenditure has been incurred on the ground till date**. In this, the State of **Chhattisgarh is leading** with the largest expenditure incurred on the ground in the Rurban clusters, followed by Kerala, Tamil Nadu and Andhra Pradesh.

Contd....2/

B. Progress of the Mission in Maharashtra and interventions requested

1. The State of Maharashtra has been allocated 20 clusters under all three Phases of the Mission. The Integrated Cluster Action Plans (ICAPs) for Phase 1 and Phase 2 have been submitted by the State and approved by the Ministry and Rs.56.10 crores, have been released to the State under this Mission as Central Share apart from administrative funding of Rs.4.20 crores, for Phase 1 and 2 clusters. (Please refer to Annexure for Status Sheet for Maharashtra under NRuM for details of the clusters and the work done so far).
2. Maharashtra has been doing good work under this Mission as per the tenets of the framework of implementation. However, further works and submissions under Phase 1, 2 & 3, need to be expedited in the State, and the following issues are being brought to your notice for your intervention:
 - a) Against the Rs.56.10 crores released to the State under Phase 1 and Phase 2, the balance State share of Rs.14.40 crores is yet to be released by the State.
 - b) Works under Phase 1 and the utilization of Critical Gap Funds is slow.
 - c) The DPRs for Phase-2 are yet to be submitted, these need to be approved by the SLEC after which works should commence at the earliest, so that Ministry can release the second installment, upon successful utilization of 60% of the CGF released to the cluster so far. Similarly, works as per approved DPRs should be expedited for Phase-1 clusters, so that Ministry can release the second installment, upon successful utilization of 60% of the CGF released to the cluster so far.
 - d) Further, the release of funds from the relevant departments for the convergence amounts projected to meet the total investment in the clusters needs to be expedited.
 - e) The Phase 3 clusters details duly approved by SLEC, need to be submitted at the earliest to the Ministry.


The Mission, if implemented well as per the tenets of the framework, will see almost Rs.1000 crores of investment only under Phase 1 clusters and an additional Rs.1100 crores when Phases 2 & 3 are taken up. This will also result in 20 Rurban clusters, which would be centers of economic growth across the State in rural areas, covering more than 200 GPs, which would be ODF, Skilled, saturated with LPG connections and Zero Waste.

Hence, your timely intervention for the submissions as summarized in 2(a) to (e) above, would ensure success of the Mission and the intended outcomes in your State, at the earliest.

with regards,

Encl: As above.

Shri Sumit Mullick,
Chief Secretary,
Government of Maharashtra,
Cabin No.518, 5th Floor, Mantralaya,
Mumbai – 400 001.
[Maharashtra]

Yours sincerely,

(Amarjeet Sinha)
23/11/18

Annexure - STATUS NOTE- Maharashtra

A. (Physical Progress)

I. CLUSTER DETAILS

Under National Rurban Mission (NRuM), the state of Maharashtra has been allocated 7 clusters under Phase 1; 5 clusters under Phase 2 and 8 clusters under Phase 3. The approved cluster details are as follows:

| Phase | Cluster Name | Sub District | District | Category (Tribal/Non Tribal) |
|-------|------------------|--------------|------------|------------------------------|
| I | Wadoda | Kamptee | Nagpur | Non-Tribal |
| | Jogeshwari | Gangapur | Aurangabad | Non-Tribal |
| | Ashti | Partur | Jalna | Non-Tribal |
| | Sultanpur | Lonar | Buldhana | Non-Tribal |
| | Loni Kalbhor | Haveli | Pune | Non-Tribal |
| | Sirsala | Parli | Beed | Non-Tribal |
| | Mukhtainagar (T) | Mukhtainagar | Jalgaon | Tribal |
| II | Wadgaon | Maval | Pune | Non-Tribal |
| | Kada | Ashti | Beed | Non-Tribal |
| | Dabhadi | Malegaon | Nashik | Non-Tribal |
| | Kasatwadi | Jawhar | Palghar | Tribal |
| | Tisgaon | Pathardi | Ahmednagar | Tribal |

II. DETAILS OF PROGRESS

Phase I

ICAP Preparation is done and approved. The details of Investment, Convergence & CGF projected is given below:

Rs. in crores

| | Name of the Cluster | Investment Estimated | CGF Eligible | Convergence Funds Required |
|---|---------------------|----------------------|---------------|----------------------------|
| 1 | Wadoda | 149.53 | 30.00 | 112.96 |
| 2 | Jogeshwari | 264.05 | 30.00 | 210.10 |
| 3 | Ashti | 117.33 | 30.00 | 86.96 |
| 4 | Sultanpur | 121.67 | 30.00 | 84.98 |
| 5 | Loni Kalbhor | 222.08 | 30.00 | 188.88 |
| 6 | Sirsala | 101.11 | 30.00 | 67.61 |
| 7 | Mukhtainagar (T) | 51.74 | 15.00 | 36.08 |
| | Total | 1027.51 | 195.00 | 787.57 |

Phase II

ICAP Preparation is done and approved. The details of Investment, Convergence & CGF projected is given below:

| | Name of the Cluster | Investment Estimated | CGF Eligible | Convergence Funds Required |
|---|---------------------|----------------------|---------------|----------------------------|
| 1 | Wadgaon | 202.32 | 30.00 | 167.96 |
| 2 | Kada | 121.59 | 30.00 | 121.59 |
| 3 | Dabhodi | 148.50 | 30.00 | 115.82 |
| 4 | Kasatwadi | 86.57 | 15.00 | 68.33 |
| 5 | Tisgaon | 97.29 | 15.00 | 81.52 |
| | Total | 656.27 | 120.00 | 523.24 |

B. (Financial Progress)**I. FUNDS RELEASED UNDER PHASE I**

Under Phase I, the total fund released to the State of Maharashtra is Rs. 34.50 crores. This is towards first installment of CGF and administrative funds.

| | Cluster | Admin. Fund | CGF-1 | CGF-2 | State Share |
|---|------------------|-------------|--------------|----------|-------------|
| 1 | Wadoda | 0.35 | 5.00 | - | 23.40 |
| 2 | Jogeshwari | 0.35 | 5.00 | - | |
| 3 | Ashti | 0.35 | 5.00 | - | |
| 4 | Sultanpur | 0.35 | 5.00 | - | |
| 5 | Loni Kalbhor | 0.35 | 5.00 | - | |
| 6 | Sirsala | 0.35 | 5.00 | - | |
| 7 | Mukhtainagar (T) | 0.35 | 4.50 | - | |
| | Total | 2.45 | 34.50 | - | |

II. FUNDS RELEASED UNDER PHASE II

Under Phase II, the total fund released to the State of Maharashtra is Rs. 1.75 crore, towards administrative funds. Release of Rs. 21.60 crore towards first installment of CGF is in process at the Ministry.

| | Cluster | Admin. Fund | CGF-1 | CGF-2 | State Share |
|---|--------------|-------------|--------------|----------|-------------|
| 1 | Wadgaon | 0.35 | 5.40 | - | - |
| 2 | Kada | 0.35 | 5.40 | - | |
| 3 | Dabhodi | 0.35 | 5.40 | - | |
| 4 | Kasatwadi | 0.35 | 2.70 | - | |
| 5 | Tisgaon | 0.35 | 2.70 | - | |
| | Total | 1.75 | 21.60 | - | |

TOTAL FUND RELEASED TO MAHARASHTRA UNDER THREE PHASES OF NRUM TILL DATE (Amount in Rs. Crore)

| Phase 1 | | | Phase 2 | | | Phase 3 | | | Total Fund | | | |
|------------|----------|----------|---------|------------|----------|----------|-------|------------|------------|----------|----------|-------|
| Admin Fund | 1st Inst | 2nd Inst | Total | Admin Fund | 1st Inst | 2nd Inst | Total | Admin Fund | | 1st Inst | 2nd Inst | Total |
| 2.45 | 34.50 | 0.00 | 36.95 | 1.75 | 21.60 | 0.00 | 23.35 | 0.00 | 0.00 | 0.00 | 0.00 | 60.30 |

BALANCE STATE SHARE TO BE RELEASED BY MAHARASHTRA TILL DATE

| State Share eligible and released by states (Rs. in Cr) | | | | | |
|---|--|------------------------------------|--|--|--|
| Phase 1 | | Phase 2 | | Phase 1 & 2 | |
| State matching share released by the State | State matching share released by the state | Balance State Share to be released | State matching share to be released by the state | State matching share released by the state | Total State Share to be released under Phase 1 & 2 |
| 23.40 | 23.40 | 0.00 | 14.40 | 0.00 | 14.40 |

अमरजीत सिन्हा
AMARJEET SINHA



सचिव
भारत सरकार
ग्रामीण विकास मंत्रालय
ग्रामीण विकास विभाग
कृषि भवन, नई दिल्ली-110001

SECRETARY
Government of India
Ministry of Rural Development
Department of Rural Development
Krishi Bhawan, New Delhi-110001
Tel.: 91-11-23382230, 23384467
Fax: 011-23382408
E-mail: secyrd@nic.in

D.O. No. K-11033/06/2016-Rurban

January 23, 2018

Dear Shri N.C. Goel,

The **Shyama Prasad Mukherji Rurban Mission** or the **National Rurban Mission (NRuM)** was launched by the Hon'ble Prime Minister on **February 21, 2016** with an **outlay of Rs. 5142.08 crores**. This is a unique programme, designed to deliver catalytic interventions to rural areas on the threshold of growth. **300 Rurban clusters** with thematic economic growth points, are being developed across the country under this Mission, with a funding support of upto 30% of the estimated investment for each Rurban cluster, given as Critical Gap Funding (CGF), while 70% of the funds is mobilized by the States through convergence with synergic State and Central programmes as well as private investment and institutional funding. Upon being re-classified as a Centrally Sponsored Scheme, the CGF is now shared between the Centre and the State in a ratio of 60:40 for Plain area States and 90:10 for Himalayan and NE States. The following points which reflect the progress of the Mission, is being highlighted for your understanding:

A. Progress of the Mission at the National Level

1. The Mission has progressed at a fast pace since the launch in 2016, with **Rs.957 crores of Central Share** of CGF, **Rs.387 crores as corresponding State share** and **Rs.88.20 crores of Administrative Funding**, released to 29 States and 4 Union Territories over the last two financial years.
2. Till date, of the mandated 300 clusters, 276 clusters have been identified and approved across the country. Further, through intense engagements with the States, **151 Integrated Cluster Action Plans (ICAPs)**, which are the blue prints of investment for each cluster, have been approved for **29 States and one UT of Dadra & Nagar Haveli**.
3. **Rs.15,630 crores of investment** has been estimated in the first 151 ICAPs, to be met by the funds mobilized through Convergence as well as the Central and State share of CGF. Of the total investment proposed, nearly **78% is targeted towards saturation of Economic and Basic Amenities**. Various **Thematic Areas** have been identified for saturation of **Economic Amenities**, such as **Agri Services and Processing**, followed by **Skill development to promote Small and Medium Scale Enterprises and Tourism**.
4. The works in the clusters in the areas identified are ongoing and nearly **Rs.1500 crores of expenditure has been incurred on the ground till date**. In this, the State of **Chhattisgarh is leading** with the largest expenditure incurred on the ground in the Rurban clusters, followed by Kerala, Tamil Nadu and Andhra Pradesh.

B. Progress of the Mission in Rajasthan and interventions requested

1. The State of Rajasthan has been allocated 15 clusters under all three Phases of the Mission. The Integrated Cluster Action Plans (ICAPs) for Phase 1 have been submitted by the State and approved by the Ministry and Rs.48.60 crores, have been released to the State under this Mission as Central Share apart from administrative funding of Rs.3.85 crores, for Phase 1 and 2 clusters. (Please refer to Annexure for Status Sheet for Rajasthan under NRuM for details of the clusters and the work done so far).
2. Rajasthan has been doing good work under this Mission as per the tenets of the framework of implementation. However, further works and submissions under Phase 1, 2 & 3, need to be expedited in the State, and the following issues are being brought to your notice for your intervention:
 - a) Against the Rs.48.60 crores released to the State under Phase 1, the balance State share of Rs.14.63 crores is yet to be released by the State.
 - b) Works under Phase 1 and the utilization of Critical Gap Funds is slow.
 - c) The ICAPs of Phase-2 are yet to be submitted, these need to be submitted to Ministry by February, 2018.
 - d) Further, the release of funds from the relevant departments for the convergence amounts projected to meet the total investment in the clusters needs to be expedited.
 - e) The Phase 3 clusters details duly approved by SLEC, need to be submitted at the earliest to the Ministry.

The Mission, if implemented well as per the tenets of the framework, will see almost Rs.600 crores of investment only under Phase 1 clusters and an additional Rs.700 crores when Phases 2 & 3 are taken up. This will also result in 15 Rurban clusters, which would be centers of economic growth across the State in rural areas, covering more than 70 GPs, which would be ODF, Skilled, saturated with LPG connections and Zero Waste.

Hence, your timely intervention for the requisite submissions summarized in 2 (a) to (e) in B above, would ensure success of the Mission and the intended outcomes in your State, at the earliest.

With regards,

Yours sincerely,


(Amarjeet Sinha)

28/1/18

Encl: As above.

Shri Nihal Chand Goel,
Chief Secretary,
Government of Rajasthan,
Secretariat,
Jaipur – 302 005.
[Rajasthan]

Annexure- STATUS NOTE- RAJASTHAN

A. Physical Progress

I. CLUSTER DETAILS

Under National Rurban Mission (NRuM), the state of Rajasthan has been allocated 5 clusters under Phase 1, 6 clusters under Phase 2, and 4 clusters under Phase 3. The approved cluster details are as follows:

| Phase | Cluster Name | Sub District | District | Category (Tribal/ Non Tribal) |
|-------|----------------|--------------|------------|-------------------------------|
| I | Gonguda | Gonguda | Udaipur | Tribal |
| | Budsoo | Makrana | Nagaur | Non- Tribal |
| | Majhivala | Pachpadra | Barmer | Non-Tribal |
| | Jurahera | Kaman | Bharatpur | Non-Tribal |
| | Salawas | Luni | Jodhpur | Non- Tribal |
| II | Napasar | Bikaner | Bikaner | Non- Tribal |
| | Naugawan | Ramgarh | Alwar | Non- Tribal |
| | Raniwara Kalan | Raniwara | Jalore | Non- Tribal |
| | Naraina | Phulera | Jaipur | Tribal |
| | Garhi | Garhi | Banswara | Tribal |
| | Amod | Amod | Pratapgarh | Tribal |

II. DETAILS OF PROGRESS

Phase I

ICAP Preparation is done. The details of Investment, Convergence & CGF projected is given below:

Rs. in crores

| | Name of the Cluster | Investment Estimated | CGF Projected by State | CGF Eligible | Resources mobilized through Convergence |
|---|---------------------|----------------------|------------------------|---------------|---|
| 1 | Gonguda (T) | 113.61 | 32.92 | 15.00 | 80.69 |
| 2 | Budsoo | 152.01 | 53.83 | 30.00 | 98.18 |
| 3 | Majhivala | 119.10 | 41.88 | 30.00 | 77.22 |
| 4 | Jurahera | 104.87 | 34.85 | 30.00 | 70.02 |
| 5 | Salawas | 141.70 | 47.46 | 30.00 | 94.24 |
| | TOTAL | 631.29 | 210.94 | 135.00 | 420.35 |

- Strengthening of State Institutional Framework by recruitments/ appointment is under process.

Phase II

- ICAPs are under preparation.

Phase III

- Clusters names with SLEC approval is pending.

III. WORKS ON GROUND

Works to the tune of Rs. 86.50 crores is ongoing as on Nov 2017.

B. Financial Progress

I. FUNDS RELEASED UNDER PHASE I

Under Phase I, the total fund released to the State of Rajasthan is Rs. 50.35 Crore. This is towards first and second installment of CGF and administrative funds.

| | Cluster | Admin. Fund | 1st Instalment | 2nd Instalment | State Share |
|---|----------------|--------------------|-----------------------|-----------------------|--------------------|
| 1 | Gonguda (T) | 0.35 | 4.50 | 0.90 | 17.77 |
| 2 | Budsoo | 0.35 | 5.00 | 5.80 | |
| 3 | Majhivala | 0.35 | 5.00 | 5.80 | |
| 4 | Jurahera | 0.35 | 5.00 | 5.80 | |
| 5 | Salawas | 0.35 | 5.00 | 5.80 | |
| | Total | 1.75 | 24.5 | 24.1 | 17.77 |

II. FUNDS RELEASED UNDER PHASE II

Under Phase II, the total fund released to the State of Rajasthan is Rs. 2.10 Crore towards administrative funds for the Phase 2 clusters.

| | Cluster | Admin. Fund | 1st Instalment | 2nd Instalment | State Share |
|---|----------------|--------------------|-----------------------|-----------------------|--------------------|
| 1 | Napasar | 0.35 | - | - | - |
| 2 | Naugawan | 0.35 | - | - | |
| 3 | Raniwara Kalan | 0.35 | - | - | |
| 4 | Naraina (T) | 0.35 | - | - | |
| 5 | Garhi (T) | 0.35 | - | - | |
| 6 | Arnod (T) | 0.35 | - | - | |
| | Total | 2.10 | - | - | - |

TOTAL FUND RELEASED TO RAJASTHAN UNDER THREE PHASES OF NRJM TILL DATE (Amount in Rs. Crore)

| Phase 1 | | | Phase 2 | | | Phase 3 | | | Total Fund Released | |
|------------|----------|----------|------------|----------|----------|----------|----------|----------|---------------------|-------|
| Admin Fund | 1st Inst | 2nd Inst | Admin Fund | 1st Inst | 2nd Inst | Adm Fund | 1st Inst | 2nd Inst | | Total |
| 1.75 | 24.50 | 24.100 | 2.10 | - | - | - | - | - | 2.10 | 52.45 |
| Total | | 50.35 | Total | | 2.10 | Total | | - | - | - |

BALANCE STATE SHARE TO BE RELEASED BY RAJASTHAN TILL DATE

| State Share eligible and released by states (Rs. in Cr) | | | | | | |
|---|--|------------------------------------|--|--|------------------------------------|--|
| State matching share to be released by the State | State matching share released by the state | Balance State Share to be released | State matching share to be released by the state | State matching share released by the state | Balance State Share to be released | Total State Share to be released under Phase 1 |
| | | | | | | |
| 32.4 | 17.77 | 14.63 | - | - | - | 14.63 |

